

Scaled data based on original data using
LM-79-08 Approved Method: Electrical and Photometric Measurements of Solid-
State Lighting Products

Test Report Prepared for
Cooper Lighting Solutions
(formerly Eaton)

Brand: McGRAW-EDISON

Report Number: P200014

Luminaire Tested: **GWC-AF-02-LED-E1-T2-7030-800**

Issue Date: 3/3/2020

Test Information

Test Method: LM-79-08
Report Number: P200014
TEST IS SCALED FROM IESNA LM-79-08 TEST DATA (P24139)
Test Lab: INNOVATION CENTER P2
Issue Date: 3/3/2020
Manufacturer: COOPER LIGHTING SOLUTIONS (FORMERLY EATON)
Product Line: MCGRAW-EDISON
Catalog Number: GWC-AF-02-LED-E1-T2-7030-800
Description: GALLEON WALL LUMINAIRE
(2) 70 CRI, 3000K, 800mA LIGHTSQUARES WITH 16 LEDS EACH AND TYPE II OPTICS
Light Source: -
Ballast/Driver: ELECTRONIC DRIVER

Summary

Lumens per Lamp: N/A
Luminaire Lumens: 9525.2 lumens
Efficiency: N/A
Efficacy: 110.8 lumens/watt
Luminous Opening: Rectangular (W 1' x L: 0.5' x H: 0')
IES Classification: Type II - Medium - Full Cutoff
BUG Rating: B2 - U0 - G2

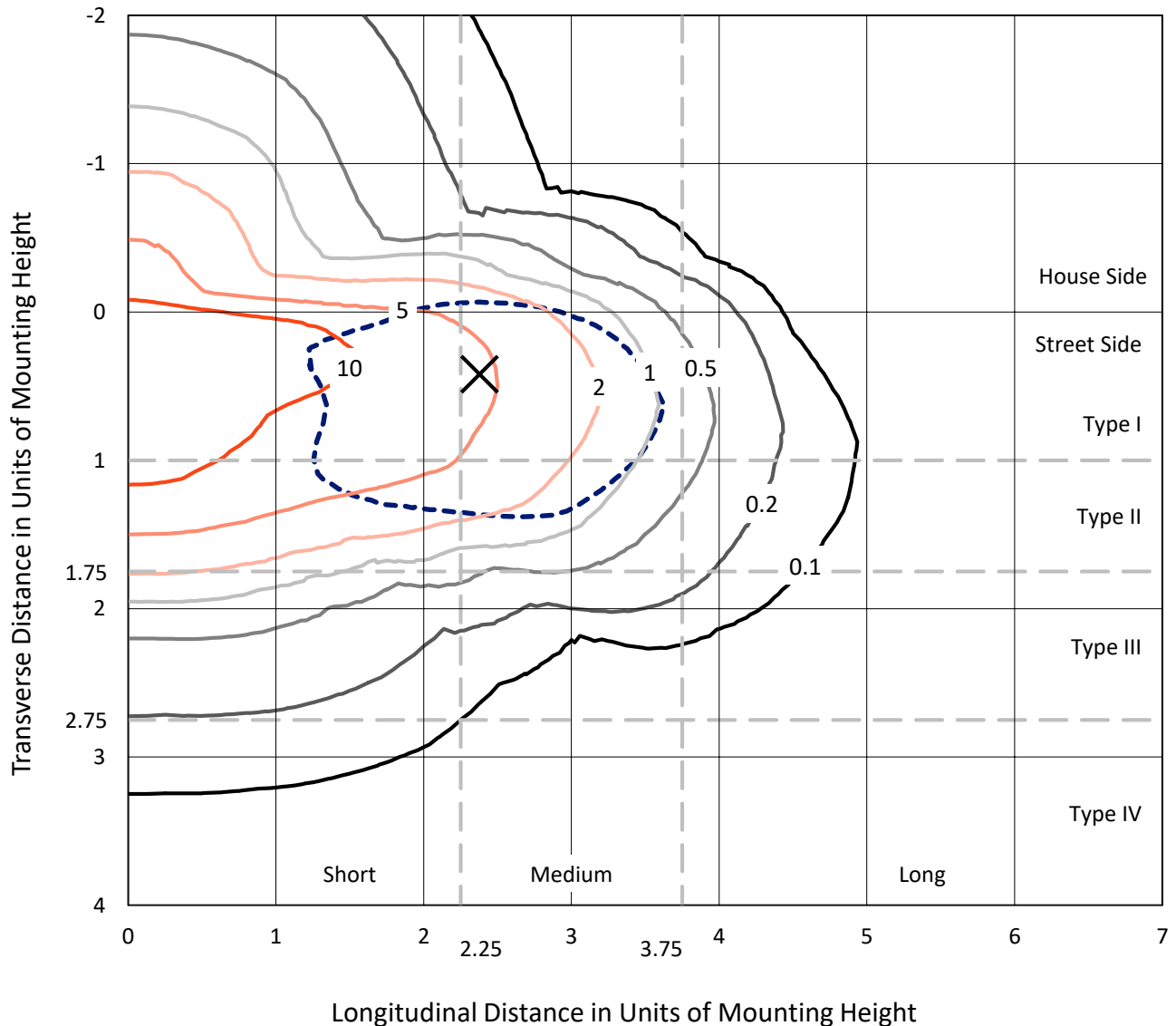
Input Watts (W): 86
Input Voltage (V): NR
Input Current (Ain): NR
Voltage Rise (V): NR
Power Factor: NR
Total Harmonic Distortion (THDi): NR
Frequency (hertz): 60
Stabilization Time: NR
Operation Time: NR
Ambient Temperature (°C): NR
Test Distance: 25 FT



REPORT NUMBER: P200014
 CATALOG NUMBER: GWC-AF-02-LED-E1-T2-7030-800

Iso-Footcandle Lines of Horizontal Illumination

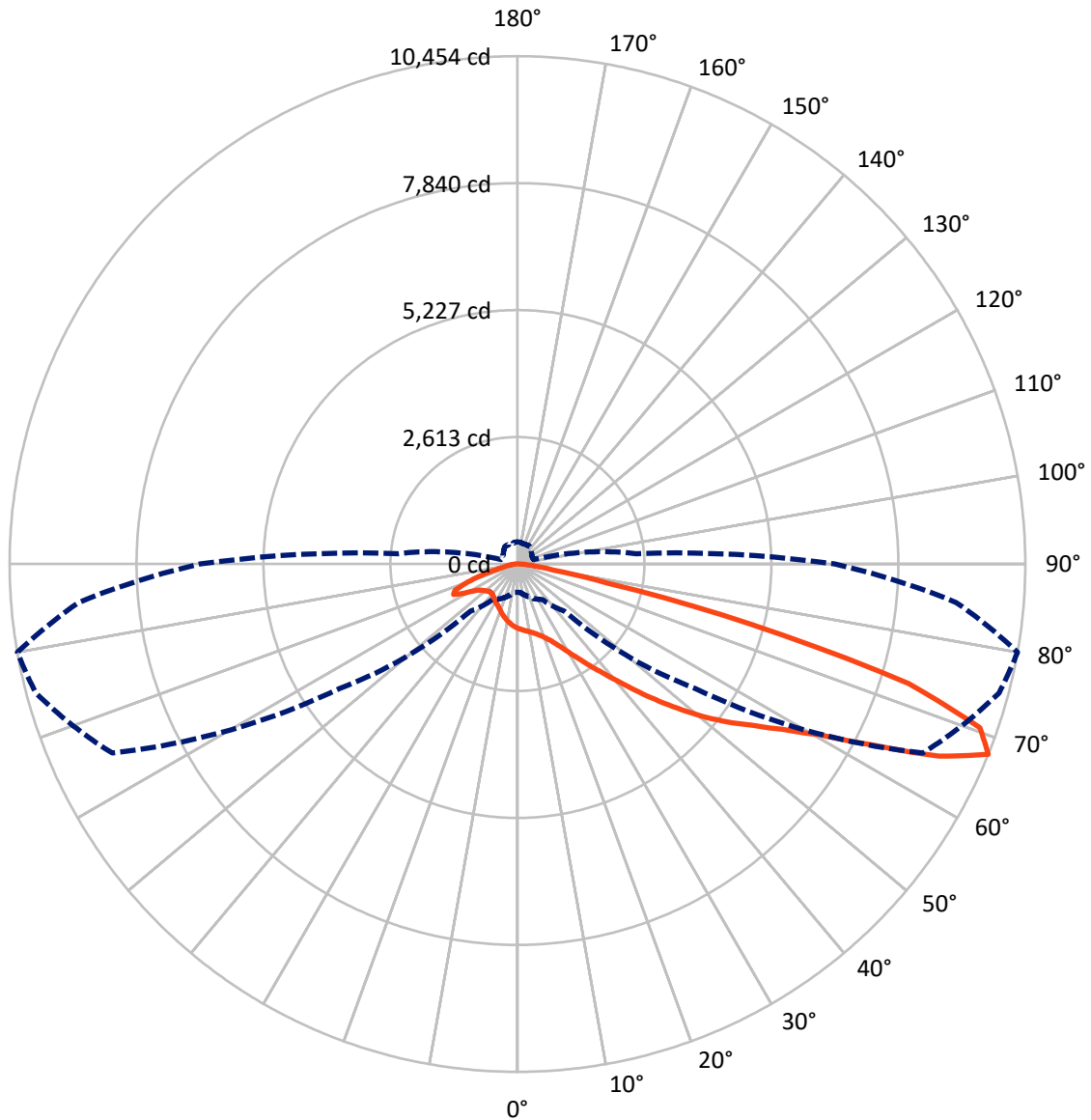
× Max cd
 - - - 1/2 Max cd



Based on 10 foot mounting height. Maximum calculated value = 16.1 fc
 Type II - Medium - Full Cutoff

REPORT NUMBER: P200014
CATALOG NUMBER: GWC-AF-02-LED-E1-T2-7030-800

Luminous Intensity Polar Plot



— Vertical Plane Through 80-Deg Lateral - - - Horizontal Cone Through 67.5-Deg Vertical

REPORT NUMBER: P200014

CATALOG NUMBER: GWC-AF-02-LED-E1-T2-7030-800

FLUX DISTRIBUTION:

		Downward	Upward	Total
House Side	Lumens	1754.2	0.0	1754.2
	% Fixture	18.4	0.0	18.4
Street Side	Lumens	7771.0	0.0	7771.0
	% Fixture	81.6	0.0	81.6
Total	Lumens	9525.2	0.0	9525.2
	% Fixture	100.0	0.0	100.0

ZONAL LUMENS:

Zone	Lumens	% Fixture
0°-10°	122.1	1.3
10°-20°	351.7	3.7
20°-30°	582.1	6.1
30°-40°	952.1	10.0
40°-50°	1537.3	16.1
50°-60°	2219.4	23.3
60°-70°	2449.2	25.7
70°-80°	1128.9	11.9
80°-90°	182.6	1.9
90°-100°	0.0	0.0
100°-110°	0.0	0.0
110°-120°	0.0	0.0
120°-130°	0.0	0.0
130°-140°	0.0	0.0
140°-150°	0.0	0.0
150°-160°	0.0	0.0
160°-170°	0.0	0.0
170°-180°	0.0	0.0
0°-90°	9525.2	100.0
0°-180°	9525.2	100.0

Coefficient of Utilization



REPORT NUMBER: P200014

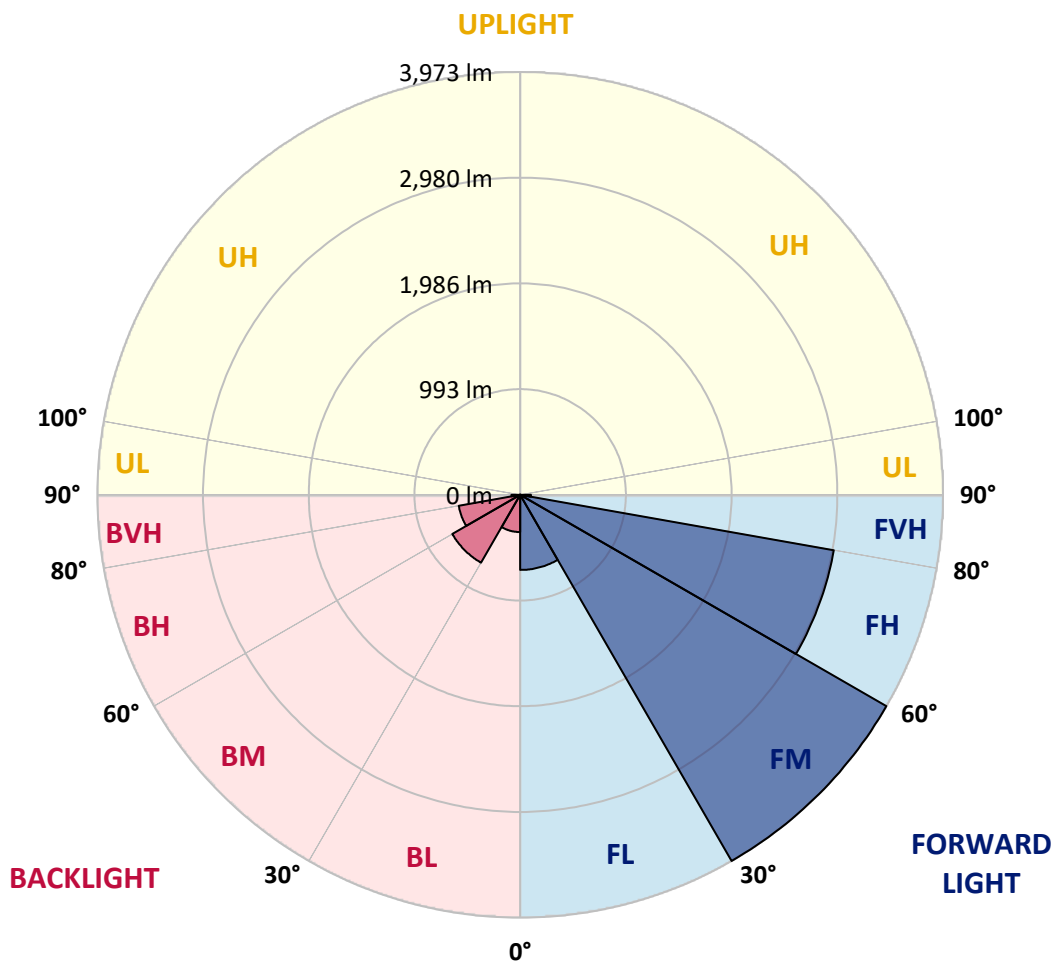
CATALOG NUMBER: GWC-AF-02-LED-E1-T2-7030-800

LUMINAIRE CLASSIFICATION SYSTEM LUMEN TABLE AND BUG RATING:

Zone	Lumens	% Fixture	Zone Rating/Lumen Limit		
			B	U	G
FL (0°-30°)	705.8	7.4			
FM (30°-60°)	3972.7	41.7			
FH (60°-80°)	2992.1	31.4			G2/5000
FVH (80°-90°)	100.4	1.1			G2/225
BL (0°-30°)	350.0	3.7	B1/500		
BM (30°-60°)	736.0	7.7	B1/1000		
BH (60°-80°)	586.0	6.2	B2/1000		G2/1000
BVH (80°-90°)	82.2	0.9			G1/100
UL (90°-100°)	0.0	0.0		U0/0	
UH (100°-180°)	0.0	0.0		U0/0	

BUG Rating: B2-U0-G2

Type II Medium





REPORT NUMBER: P200014

CATALOG NUMBER: GWC-AF-02-LED-E1-T2-7030-800

CANDELA DISTRIBUTION (FULL):

	0°	5°	15°	25°	35°	45°	55°	65°	75°	80°	85°
0°	1323.3	1323.3	1323.3	1323.3	1323.3	1323.3	1323.3	1323.3	1323.3	1323.3	1323.3
2.5°	1447.5	1439.2	1440.6	1438.2	1431.2	1419.0	1405.8	1381.9	1357.1	1344.0	1333.6
5°	1568.6	1566.2	1563.0	1555.5	1537.6	1512.2	1480.9	1438.7	1393.2	1369.2	1346.3
7.5°	1659.1	1657.7	1653.4	1648.7	1631.5	1600.9	1553.5	1493.6	1427.5	1394.5	1358.9
10°	1666.6	1668.9	1672.2	1684.9	1687.2	1670.8	1622.5	1549.9	1463.1	1420.9	1375.3
12.5°	1602.9	1608.0	1620.7	1653.0	1687.2	1707.4	1682.5	1609.0	1504.8	1453.7	1396.0
15°	1518.3	1521.2	1536.7	1581.2	1642.7	1705.0	1728.5	1674.1	1558.7	1495.9	1426.9
17.5°	1482.3	1483.7	1494.4	1524.0	1581.2	1670.3	1754.2	1744.9	1624.9	1548.4	1464.9
20°	1464.0	1467.3	1482.7	1511.8	1547.9	1625.8	1758.0	1821.4	1703.7	1614.1	1512.8
22.5°	1516.1	1514.7	1520.3	1534.8	1565.2	1612.2	1755.2	1900.1	1804.0	1698.4	1575.2
25°	1637.5	1642.7	1632.9	1616.4	1626.3	1659.1	1770.2	1985.5	1929.6	1806.8	1656.7
27.5°	1810.5	1805.4	1790.9	1752.4	1732.2	1746.3	1819.9	2077.3	2085.9	1949.4	1764.6
30°	1983.2	1978.9	1964.8	1917.9	1876.6	1864.9	1916.5	2182.9	2271.9	2120.5	1896.8
32.5°	2162.2	2157.6	2144.4	2097.6	2047.8	2020.6	2054.0	2304.9	2491.4	2324.9	2052.6
35°	2383.2	2374.2	2346.6	2281.4	2232.6	2211.5	2226.9	2458.2	2744.7	2566.9	2241.5
37.5°	2590.9	2604.4	2576.4	2486.3	2423.0	2415.5	2432.8	2645.2	3017.6	2837.5	2458.7
40°	2799.5	2801.9	2776.6	2703.0	2637.7	2625.6	2669.2	2872.2	3339.7	3161.1	2722.6
42.5°	3015.2	3019.9	2977.2	2909.2	2861.4	2863.8	2913.5	3138.2	3709.3	3542.3	3026.5
45°	3270.7	3277.9	3230.9	3141.9	3098.3	3185.9	3165.3	3436.3	4114.3	3975.6	3375.3
47.5°	3538.2	3548.8	3513.2	3429.7	3375.3	3495.9	3417.1	3766.9	4550.5	4440.3	3758.5
50°	3683.9	3699.4	3734.2	3728.0	3716.4	3696.1	3698.0	4121.5	5000.2	4924.4	4152.4
52.5°	3605.7	3605.1	3731.7	3885.6	4049.7	4061.9	4040.3	4495.2	5420.4	5397.4	4523.4
55°	3247.4	3271.8	3463.5	3761.4	4209.6	4489.6	4553.4	4923.3	5833.1	5859.8	4899.8
57.5°	2650.8	2671.1	2929.9	3344.9	3993.9	4743.7	5283.0	5545.6	6294.5	6419.2	5401.1
60°	1797.9	1822.2	2096.5	2595.1	3413.4	4602.1	5977.5	6656.1	6846.9	7130.6	6104.6
62.5°	1056.5	1078.5	1302.3	1637.0	2403.2	3944.2	6282.3	8235.9	7724.3	8203.9	7177.5
65°	727.3	742.3	851.1	1019.0	1381.0	2656.5	5904.4	9326.6	9074.3	9533.9	8421.6
67.5°	585.2	583.3	669.6	784.1	889.2	1369.8	4464.8	9203.2	10261.6	10453.5	9067.3
70°	482.1	480.2	538.7	633.4	710.4	771.4	2431.9	7766.4	10019.7	10097.5	8472.7
72.5°	403.2	405.2	442.7	513.0	582.9	581.0	1068.7	5463.5	7882.3	8420.6	6754.1
75°	340.5	341.4	366.2	415.9	473.2	467.9	579.6	2960.0	4581.9	4956.6	3744.0
77.5°	289.7	290.7	306.7	334.4	375.2	373.2	423.0	1278.8	1911.4	1887.9	1280.6
80°	258.4	258.4	265.9	271.1	293.6	285.0	313.7	614.2	808.0	746.0	511.2
82.5°	202.5	203.5	249.4	247.6	231.2	220.3	220.3	361.9	428.2	395.7	299.2
85°	113.9	113.5	160.8	194.2	203.5	155.2	153.8	202.5	233.0	205.4	144.9
87.5°	48.7	49.7	74.6	86.4	115.4	96.5	95.2	104.6	118.6	102.7	67.0
90°	0.0	0.0	0.0	0.0	0.0	0.0	0.0	0.0	0.0	0.0	0.0



REPORT NUMBER: P200014

CATALOG NUMBER: GWC-AF-02-LED-E1-T2-7030-800

CANDELA DISTRIBUTION (continued):

	90°	95°	105°	115°	125°	135°	145°	155°	165°	175°	180°
0°	1323.3	1323.3	1323.3	1323.3	1323.3	1323.3	1323.3	1323.3	1323.3	1323.3	1323.3
2.5°	1323.7	1311.6	1284.9	1251.6	1221.5	1201.9	1184.1	1158.2	1159.7	1141.9	1128.7
5°	1322.9	1297.6	1235.6	1162.0	1091.2	1040.1	1001.7	967.0	958.5	942.1	932.2
7.5°	1323.7	1282.4	1178.5	1060.7	973.1	908.3	875.5	857.2	853.0	847.5	847.9
10°	1327.1	1268.9	1115.6	966.0	874.1	831.5	823.5	829.1	835.7	837.5	838.0
12.5°	1334.6	1256.7	1046.7	881.6	812.3	799.0	812.7	831.9	844.6	850.7	850.1
15°	1351.4	1247.4	980.5	815.5	777.9	785.0	810.2	837.5	855.8	864.2	864.7
17.5°	1369.8	1233.7	912.6	764.9	752.7	770.5	801.9	833.7	856.3	865.7	867.5
20°	1393.7	1216.9	841.3	726.8	728.8	748.9	778.5	810.2	835.2	843.2	846.9
22.5°	1425.1	1198.6	778.9	695.9	701.6	717.0	740.0	767.6	789.2	793.0	796.3
25°	1467.3	1178.9	729.2	667.8	670.1	679.0	694.5	710.9	725.9	721.6	724.9
27.5°	1524.0	1162.0	692.1	642.0	637.7	639.6	647.6	652.8	660.7	649.0	650.4
30°	1590.6	1143.7	663.5	619.5	607.7	604.4	606.3	609.1	615.2	599.3	597.0
32.5°	1668.0	1121.6	636.8	599.8	583.3	576.8	577.8	585.2	608.7	598.8	593.8
35°	1758.0	1096.9	608.7	578.2	566.9	557.6	556.6	580.0	650.0	643.9	639.1
37.5°	1863.5	1072.0	580.5	553.8	554.7	544.4	541.2	567.9	658.0	634.0	630.8
40°	1997.7	1058.8	556.6	528.0	539.7	538.3	531.8	545.4	605.4	561.8	556.1
42.5°	2163.7	1060.7	538.7	500.3	521.9	536.9	526.6	527.0	548.7	515.8	510.7
45°	2368.6	1082.8	526.2	478.3	501.7	535.5	524.8	517.3	519.1	501.7	499.0
47.5°	2607.7	1128.2	517.3	460.0	482.5	530.4	524.2	514.4	510.2	500.9	498.4
50°	2873.6	1194.4	510.7	442.7	465.2	521.9	524.8	511.6	507.0	503.1	501.7
52.5°	3134.8	1269.9	500.9	427.6	451.6	511.6	526.2	508.8	503.6	500.9	499.5
55°	3426.1	1364.1	485.7	414.9	440.4	498.4	526.2	504.6	499.0	499.5	499.0
57.5°	3819.4	1516.5	467.9	404.3	426.7	482.5	517.3	499.9	492.9	493.3	493.8
60°	4434.3	1785.2	446.5	393.5	409.8	463.8	505.0	489.6	482.5	484.4	484.9
62.5°	5338.3	2179.6	418.3	377.5	392.0	443.6	488.2	476.5	469.4	474.0	474.0
65°	6278.0	2527.6	383.6	357.3	373.2	421.5	467.1	460.0	453.0	463.8	463.3
67.5°	6530.9	2449.7	348.9	335.3	354.5	397.1	441.7	438.0	434.2	453.0	452.0
70°	5801.6	1966.6	317.0	312.8	333.9	370.9	414.5	414.5	412.2	426.2	423.0
72.5°	4420.2	1394.5	286.5	288.9	310.4	342.3	385.0	388.3	384.5	391.5	388.8
75°	2366.2	798.1	256.0	262.6	281.4	313.2	352.2	355.4	353.1	352.7	354.0
77.5°	786.4	390.2	224.2	234.5	250.9	283.2	318.0	323.1	317.5	316.6	316.1
80°	350.2	245.3	189.0	202.5	217.1	249.0	281.8	286.0	279.9	288.5	277.6
82.5°	225.1	161.2	151.5	166.5	180.5	214.8	245.8	246.7	241.0	279.9	238.7
85°	109.3	99.9	113.9	127.5	139.8	168.8	203.5	204.0	189.9	173.0	166.9
87.5°	54.4	58.1	75.9	88.2	94.3	115.9	148.1	145.4	139.3	126.6	116.8
90°	0.0	0.0	0.0	0.0	0.0	0.0	0.0	0.0	0.0	0.0	0.0

(END OF REPORT)